

Scaled data based on original data using
LM-79-08 Approved Method: Electrical and Photometric Measurements of Solid-
State Lighting Products

Test Report Prepared for
Cooper Lighting Solutions
(formerly Eaton)

Brand: McGRAW-EDISON

Report Number: P227980

Luminaire Tested: **ISS-AF-1000-LED-E1-T4W**

Issue Date: 3/3/2020

Test Information

Test Method: LM-79-08
Report Number: P227980
TEST IS SCALED FROM IESNA LM-79-08 TEST DATA (P29757)
Test Lab: INNOVATION CENTER-P2
Issue Date: 3/3/2020
Manufacturer: COOPER LIGHTING SOLUTIONS (FORMERLY EATON)
Product Line: MCGRAW-EDISON
Catalog Number: ISS-AF-1000-LED-E1-T4W
Description: IMPACT ELITE LED QUATER SPHERE LUMINAIRE
LIGHT SQUARE WITH ACCULED OPTICS-TYPE IV WIDE
Light Source: (16) 4000K CCT, 70 CRI LEDs
Ballast/Driver: ELECTRONIC DRIVER

Summary

Lumens per Lamp: N/A
Luminaire Lumens: 5915.7 lumens
Efficiency: N/A
Efficacy: 108.3 lumens/watt
Luminous Opening: Rectangular (W 0.5' x L: 0.5' x H: 0')
IES Classification: Type IV - Medium - Non-Cutoff
BUG Rating: B1 - U0 - G2

Input Watts (W): 54.6
Input Voltage (V): 120
Input Current (Ain): NR
Voltage Rise (V): NR
Power Factor: NR
Total Harmonic Distortion (THDi): NR
Frequency (hertz): 60
Stabilization Time: NR
Operation Time: NR
Ambient Temperature (°C): NR
Test Distance: 25 FT

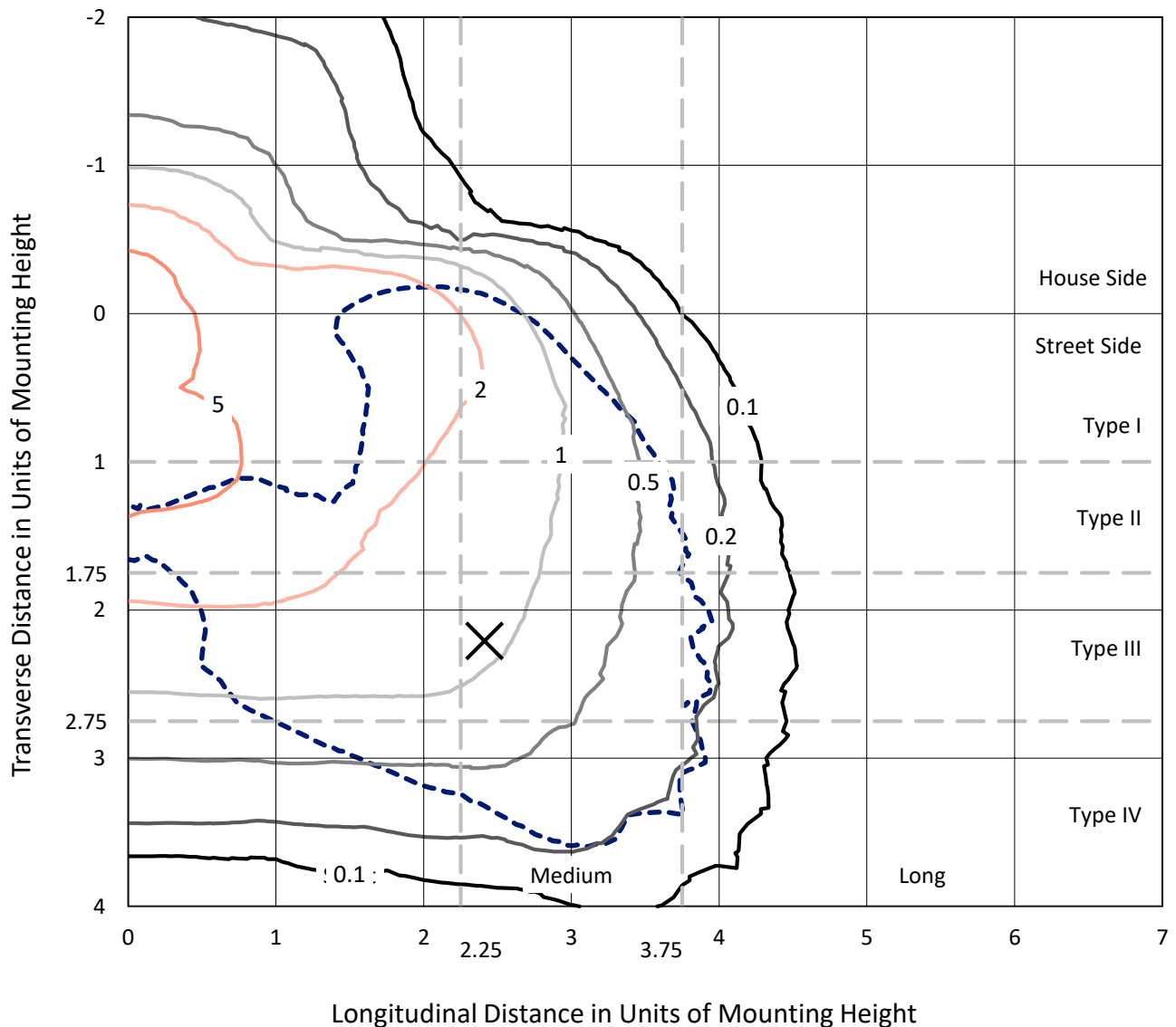


REPORT NUMBER: P227980

CATALOG NUMBER: ISS-AF-1000-LED-E1-T4W

Iso-Footcandle Lines of Horizontal Illumination

× Max cd
 - - - 1/2 Max cd

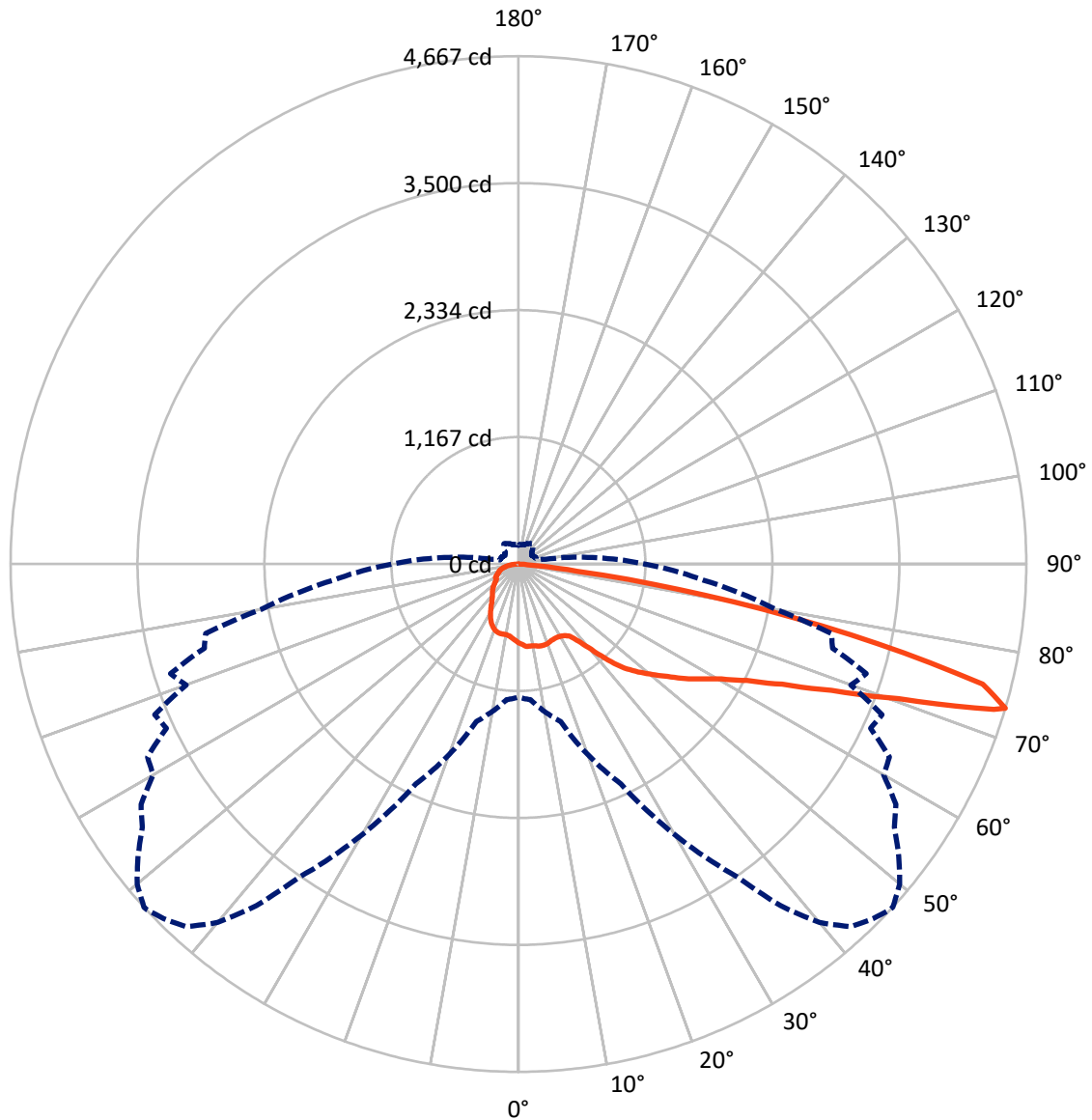


Based on 10 foot mounting height. Maximum calculated value = 8.4 fc
 Type IV - Medium - Non-Cutoff

REPORT NUMBER: P227980

CATALOG NUMBER: ISS-AF-1000-LED-E1-T4W

Luminous Intensity Polar Plot



— Vertical Plane Through 47.5-Deg Lateral - - - Horizontal Cone Through 73-Deg Vertical

REPORT NUMBER: P227980

CATALOG NUMBER: ISS-AF-1000-LED-E1-T4W

FLUX DISTRIBUTION:

		Downward	Upward	Total
House Side	Lumens	1181.9	0.0	1181.9
	% Fixture	20.0	0.0	20.0
Street Side	Lumens	4733.8	0.0	4733.8
	% Fixture	80.0	0.0	80.0
Total	Lumens	5915.7	0.0	5915.7
	% Fixture	100.0	0.0	100.0

Coefficient of Utilization

ZONAL LUMENS:

Zone	Lumens	% Fixture
0°-10°	69.1	1.2
10°-20°	205.8	3.5
20°-30°	316.4	5.3
30°-40°	461.6	7.8
40°-50°	761.1	12.9
50°-60°	1191.6	20.1
60°-70°	1616.4	27.3
70°-80°	1197.0	20.2
80°-90°	96.7	1.6
90°-100°	0.0	0.0
100°-110°	0.0	0.0
110°-120°	0.0	0.0
120°-130°	0.0	0.0
130°-140°	0.0	0.0
140°-150°	0.0	0.0
150°-160°	0.0	0.0
160°-170°	0.0	0.0
170°-180°	0.0	0.0
0°-90°	5915.7	100.0
0°-180°	5915.7	100.0



REPORT NUMBER: P227980

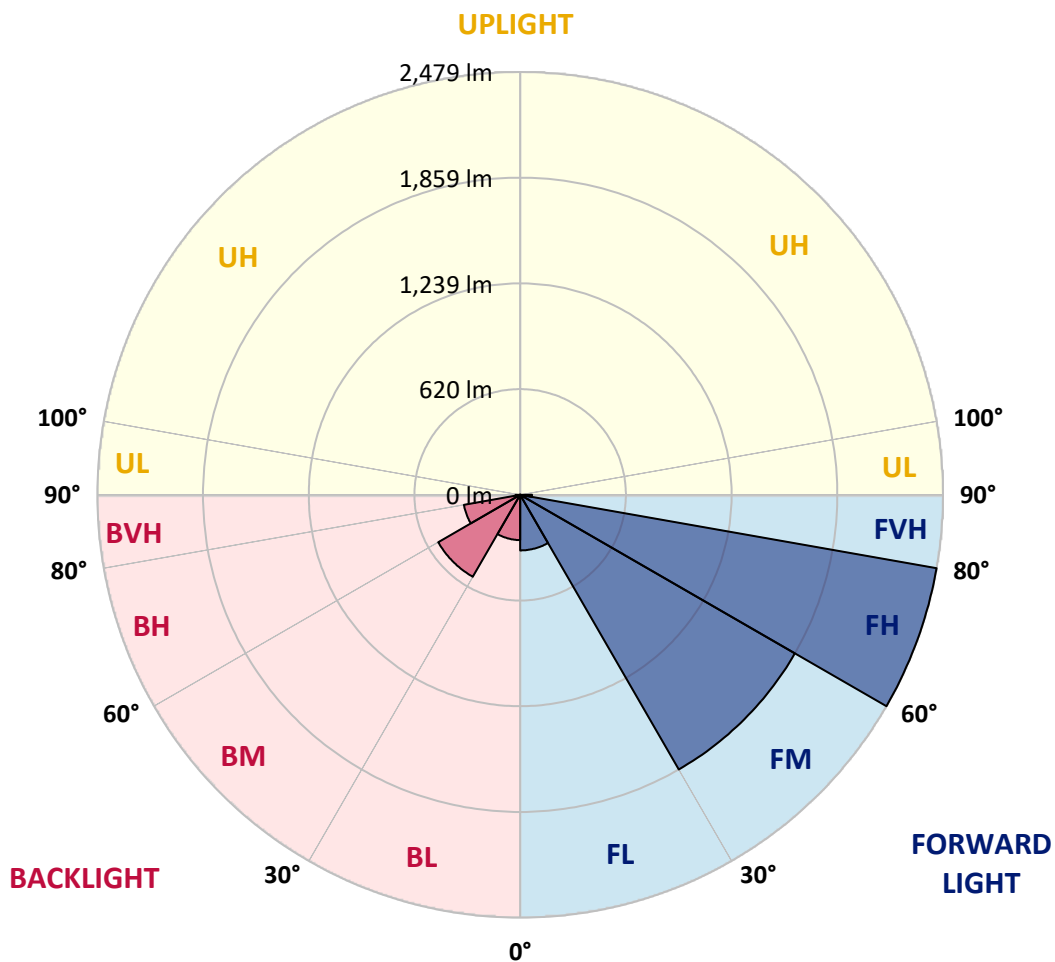
CATALOG NUMBER: ISS-AF-1000-LED-E1-T4W

LUMINAIRE CLASSIFICATION SYSTEM LUMEN TABLE AND BUG RATING:

Zone	Lumens	% Fixture	Zone Rating/Lumen Limit		
			B	U	G
FL (0°-30°)	326.1	5.5			
FM (30°-60°)	1859.3	31.4			
FH (60°-80°)	2478.7	41.9			G2/5000
FVH (80°-90°)	69.8	1.2			G1/100
BL (0°-30°)	265.3	4.5	B1/500		
BM (30°-60°)	555.0	9.4	B1/1000		
BH (60°-80°)	334.7	5.7	B1/500		G1/500
BVH (80°-90°)	26.9	0.5			G1/100
UL (90°-100°)	0.0	0.0		U0/0	
UH (100°-180°)	0.0	0.0		U0/0	

BUG Rating: B1-U0-G2

Type IV Medium





REPORT NUMBER: P227980

CATALOG NUMBER: ISS-AF-1000-LED-E1-T4W

CANDELA DISTRIBUTION (FULL):

	0°	5°	15°	25°	35°	37.5°	40°	42.5°	45°	47°	47.5°
0°	726.5	726.5	726.5	726.5	726.5	726.5	726.5	726.5	726.5	726.5	726.5
2.5°	769.5	767.4	761.6	759.6	753.8	749.9	748.0	745.9	751.9	748.0	742.0
5°	818.3	814.4	806.5	794.8	783.1	775.3	773.4	769.5	769.5	765.5	761.6
7.5°	853.3	851.4	839.7	822.1	802.6	788.9	781.1	775.3	777.2	773.4	761.6
10°	886.6	882.7	863.2	841.7	812.4	796.8	787.0	777.2	785.0	779.2	763.5
12.5°	912.0	908.1	880.8	853.3	820.2	802.6	792.9	787.0	794.8	790.9	773.4
15°	925.7	921.8	894.4	861.2	826.0	806.5	802.6	798.7	804.6	796.8	781.1
17.5°	917.8	917.8	892.4	857.3	828.0	808.4	802.6	798.7	806.5	798.7	781.1
20°	888.5	892.4	874.8	837.8	816.3	802.6	796.8	788.9	796.8	788.9	777.2
22.5°	851.4	855.3	845.6	812.4	796.8	787.0	785.0	777.2	783.1	777.2	765.5
25°	818.3	818.3	814.4	785.0	783.1	775.3	777.2	773.4	777.2	769.5	761.6
27.5°	820.2	820.2	804.6	775.3	773.4	773.4	773.4	773.4	775.3	769.5	761.6
30°	935.4	939.3	894.4	812.4	783.1	779.2	781.1	779.2	781.1	779.2	769.5
32.5°	1109.2	1109.2	1066.2	939.3	835.9	810.4	800.7	798.7	792.9	790.9	783.1
35°	1281.0	1279.1	1236.1	1095.6	964.7	915.8	884.6	855.3	841.7	828.0	814.4
37.5°	1425.6	1419.8	1413.8	1253.7	1117.1	1060.4	1023.3	980.3	953.0	929.6	898.3
40°	1560.3	1570.0	1591.5	1400.2	1269.4	1216.6	1179.5	1124.8	1097.5	1068.2	1031.1
42.5°	1745.9	1759.5	1761.4	1558.4	1408.0	1372.8	1343.5	1302.5	1273.3	1238.1	1204.9
45°	1925.5	1927.4	1933.3	1728.3	1577.9	1533.0	1511.5	1472.4	1435.3	1390.4	1363.1
47.5°	2048.6	2042.6	2068.0	1923.6	1777.1	1726.3	1695.0	1636.5	1579.8	1523.2	1482.2
50°	2198.9	2193.0	2193.0	2146.2	2007.5	1948.9	1894.2	1784.8	1724.4	1654.0	1595.5
52.5°	2331.7	2310.2	2323.8	2351.3	2249.7	2175.4	2079.8	1956.7	1876.7	1790.8	1716.5
55°	2513.3	2402.0	2433.2	2528.9	2489.9	2374.7	2247.7	2116.9	2025.0	1927.4	1859.1
57.5°	2450.8	2374.7	2466.4	2634.4	2632.5	2525.1	2417.6	2257.4	2165.7	2073.9	1989.9
60°	2226.2	2265.3	2464.5	2706.6	2716.3	2632.5	2544.5	2396.2	2323.8	2228.2	2144.2
62.5°	2052.4	2109.0	2382.5	2700.8	2812.1	2733.9	2661.7	2573.8	2523.0	2443.0	2357.1
65°	2042.6	2075.9	2341.4	2694.9	2946.8	2905.8	2872.7	2831.6	2821.8	2763.3	2663.7
67.5°	2136.4	2167.6	2411.7	2845.2	3146.0	3128.4	3177.3	3169.4	3212.4	3183.1	3101.1
70°	1952.8	1970.4	2271.2	2898.0	3601.0	3679.1	3788.5	3782.7	3874.4	3804.1	3708.4
72.5°	1370.9	1406.0	1671.6	2394.2	3610.8	4028.7	4282.6	4497.4	4596.9	4614.5	4569.6
73°	1224.5	1251.8	1497.8	2230.1	3513.1	3958.4	4300.2	4520.8	4608.7	4663.3	4667.2
75°	425.8	439.4	654.2	1351.3	2808.2	3454.5	3894.0	4093.1	4071.7	4231.7	4407.5
77.5°	136.7	138.6	169.9	349.5	1355.3	2144.2	2634.4	2817.9	2712.5	2886.3	3120.6
80°	84.0	87.9	111.3	158.1	355.4	650.3	1101.4	1378.7	1322.1	1484.2	1734.1
82.5°	50.7	52.7	68.3	97.7	142.6	158.1	207.0	281.2	345.7	415.9	544.8
85°	23.4	25.4	33.2	44.9	58.6	60.6	58.6	54.7	62.5	72.2	84.0
87.5°	0.0	0.0	1.9	3.9	1.9	0.0	0.0	0.0	0.0	1.9	0.0
90°	0.0	0.0	0.0	0.0	0.0	0.0	0.0	0.0	0.0	0.0	0.0



REPORT NUMBER: P227980

CATALOG NUMBER: ISS-AF-1000-LED-E1-T4W

CANDELA DISTRIBUTION (continued):

	50°	52.5°	55°	57.5°	60°	62.5°	65°	67.5°	70°	72.5°	75°
0°	726.5	726.5	726.5	726.5	726.5	726.5	726.5	726.5	726.5	726.5	726.5
2.5°	748.0	742.0	742.0	734.3	738.2	730.4	734.3	726.5	730.4	720.6	726.5
5°	759.6	749.9	749.9	738.2	740.1	726.5	732.3	716.7	724.5	707.0	718.6
7.5°	765.5	748.0	755.8	734.3	744.0	720.6	732.3	707.0	722.5	695.2	714.7
10°	773.4	748.0	761.6	738.2	749.9	722.5	738.2	707.0	726.5	693.3	710.8
12.5°	785.0	757.7	769.5	742.0	757.7	726.5	742.0	710.8	730.4	693.3	714.7
15°	792.9	765.5	777.2	749.9	761.6	726.5	745.9	708.9	730.4	691.3	714.7
17.5°	790.9	765.5	777.2	745.9	759.6	724.5	744.0	707.0	726.5	685.5	710.8
20°	783.1	761.6	769.5	742.0	753.8	718.6	736.2	699.1	720.6	679.5	705.0
22.5°	773.4	751.9	761.6	736.2	748.0	712.8	728.4	695.2	716.7	675.7	699.1
25°	767.4	749.9	755.8	730.4	745.9	714.7	730.4	693.3	716.7	675.7	703.0
27.5°	765.5	749.9	761.6	738.2	751.9	724.5	740.1	707.0	726.5	683.5	710.8
30°	777.2	763.5	773.4	753.8	765.5	738.2	753.8	722.5	742.0	701.0	732.3
32.5°	790.9	777.2	787.0	769.5	787.0	759.6	779.2	748.0	771.4	730.4	759.6
35°	820.2	804.6	818.3	798.7	818.3	796.8	818.3	785.0	814.4	773.4	804.6
37.5°	896.3	853.3	867.1	845.6	865.1	837.8	874.8	841.7	874.8	835.9	878.8
40°	1017.4	941.2	954.9	910.0	939.3	898.3	943.3	917.8	962.7	913.9	968.6
42.5°	1175.6	1103.4	1089.6	1021.3	1046.7	997.9	1042.8	997.9	1058.4	1011.6	1079.9
45°	1320.1	1243.9	1222.4	1156.0	1173.6	1109.2	1165.9	1103.4	1183.5	1128.7	1214.7
47.5°	1439.2	1349.4	1331.8	1255.7	1286.9	1226.4	1296.7	1230.3	1327.9	1273.3	1372.8
50°	1548.5	1437.2	1433.4	1351.3	1404.1	1343.5	1443.2	1398.3	1493.9	1439.2	1556.4
52.5°	1673.5	1533.0	1552.5	1478.3	1562.3	1511.5	1626.7	1562.3	1687.3	1628.6	1757.5
55°	1806.3	1658.0	1708.7	1663.8	1763.4	1730.2	1827.8	1769.3	1892.3	1833.7	1970.4
57.5°	1952.8	1825.9	1915.7	1894.2	1982.1	1941.2	2050.5	1997.7	2120.8	2072.0	2208.7
60°	2144.2	2060.2	2148.1	2146.2	2222.4	2220.3	2290.7	2259.4	2376.6	2355.1	2480.0
62.5°	2392.2	2325.8	2419.6	2394.2	2486.0	2470.3	2556.3	2556.3	2640.2	2669.5	2794.5
65°	2726.2	2638.3	2749.6	2710.5	2802.3	2806.3	2860.9	2870.7	2972.2	3005.4	3112.8
67.5°	3179.2	3077.6	3165.5	3091.4	3196.8	3190.9	3237.7	3257.3	3271.0	3351.1	3362.7
70°	3831.5	3679.1	3759.2	3657.7	3677.2	3690.8	3602.9	3667.4	3511.2	3638.1	3466.3
72.5°	4536.4	4362.6	4224.0	4122.4	3921.3	3892.0	3636.2	3690.8	3358.9	3468.2	3120.6
73°	4573.5	4405.5	4218.1	4112.7	3874.4	3843.1	3569.8	3616.6	3249.5	3353.0	2987.8
75°	4157.6	4202.5	3751.4	3794.3	3380.3	3429.1	3001.5	3056.2	2605.0	2683.2	2212.5
77.5°	2802.3	2952.6	2446.9	2636.3	2122.7	2312.2	1732.2	1749.8	1277.2	1193.2	810.4
80°	1388.5	1517.3	1076.0	1175.6	788.9	775.3	472.6	392.5	333.9	341.8	351.5
82.5°	400.3	451.1	279.3	277.3	197.2	187.5	187.5	199.2	203.1	226.5	220.7
85°	76.2	91.8	80.1	107.4	95.6	105.5	97.7	113.2	105.5	130.8	113.2
87.5°	1.9	0.0	1.9	5.8	5.8	13.7	9.7	15.7	15.7	27.3	25.4
90°	0.0	0.0	0.0	0.0	0.0	0.0	0.0	0.0	0.0	0.0	0.0



REPORT NUMBER: P227980

CATALOG NUMBER: ISS-AF-1000-LED-E1-T4W

CANDELA DISTRIBUTION (continued):

	77.5°	80°	85°	90°	95°	100°	102.5°	105°	107.5°	110°	112.5°
0°	726.5	726.5	726.5	726.5	726.5	726.5	726.5	726.5	726.5	726.5	726.5
2.5°	718.6	728.4	724.5	720.6	716.7	714.7	707.0	710.8	701.0	708.9	701.0
5°	703.0	714.7	708.9	701.0	697.1	693.3	679.5	689.4	673.7	687.4	675.7
7.5°	685.5	705.0	699.1	691.3	683.5	679.5	652.2	673.7	650.3	669.8	650.3
10°	679.5	701.0	693.3	683.5	675.7	671.8	638.5	664.0	638.5	660.0	634.6
12.5°	675.7	701.0	689.4	679.5	671.8	665.9	628.8	660.0	626.9	658.1	628.8
15°	671.8	701.0	685.5	673.7	665.9	660.0	621.0	656.1	619.1	654.2	621.0
17.5°	667.9	695.2	681.5	667.9	660.0	656.1	613.2	650.3	611.2	650.3	617.0
20°	662.1	689.4	673.7	660.0	652.2	646.4	603.4	642.5	601.5	640.6	603.4
22.5°	654.2	683.5	669.8	656.1	648.3	638.5	591.7	632.7	589.7	628.8	593.6
25°	656.1	687.4	669.8	656.1	644.5	634.6	583.9	628.8	580.0	619.1	580.0
27.5°	665.9	693.3	675.7	664.0	648.3	636.6	583.9	624.9	576.1	609.3	568.2
30°	685.5	712.8	697.1	679.5	665.9	650.3	593.6	626.9	576.1	597.6	556.6
32.5°	718.6	744.0	728.4	714.7	699.1	675.7	613.2	636.6	580.0	589.7	546.8
35°	761.6	792.9	785.0	775.3	755.8	714.7	646.4	650.3	587.8	582.0	533.2
37.5°	831.9	874.8	872.9	870.9	849.5	775.3	683.5	677.6	595.6	576.1	515.6
40°	923.7	974.5	988.2	1001.8	956.9	847.5	726.5	705.0	599.6	564.4	488.3
42.5°	1031.1	1099.5	1140.5	1165.9	1083.8	927.6	775.3	736.2	599.6	546.8	457.0
45°	1163.9	1243.9	1322.1	1349.4	1224.5	1013.5	826.0	761.6	591.7	519.5	415.9
47.5°	1325.9	1419.8	1527.1	1540.8	1376.8	1105.3	861.2	779.2	566.3	482.3	378.8
50°	1505.7	1618.9	1777.1	1767.4	1538.8	1200.9	884.6	790.9	521.4	439.4	333.9
52.5°	1706.8	1849.3	2073.9	2029.0	1736.0	1320.1	906.1	806.5	466.8	388.6	289.0
55°	1958.6	2128.6	2409.8	2314.1	1954.8	1451.0	937.3	808.4	394.4	328.1	255.8
57.5°	2230.1	2411.7	2771.1	2597.3	2159.9	1552.5	923.7	745.9	322.2	277.3	230.5
60°	2556.3	2776.9	3132.4	2860.9	2331.7	1587.6	828.0	615.1	275.4	250.0	218.7
62.5°	2921.4	3140.2	3429.1	3044.5	2429.3	1529.1	615.1	425.8	236.3	222.6	201.1
65°	3310.1	3517.0	3571.7	3060.1	2364.9	1271.3	380.8	279.3	205.0	199.2	185.6
67.5°	3667.4	3686.9	3437.0	2806.3	2052.4	886.6	259.7	222.6	189.5	187.5	179.6
70°	3759.2	3421.4	2857.0	2185.2	1482.2	527.2	210.9	193.3	181.6	181.6	175.7
72.5°	3140.2	2605.0	1909.8	1324.0	808.4	281.2	179.6	175.7	171.9	171.9	168.0
73°	2944.9	2400.0	1710.7	1156.0	683.5	252.0	175.7	171.9	169.9	168.0	166.0
75°	1956.7	1507.6	970.6	585.8	318.3	181.6	156.2	156.2	154.3	156.2	154.3
77.5°	753.8	568.2	374.9	252.0	181.6	142.6	132.8	134.7	132.8	136.7	134.7
80°	331.9	328.1	248.0	177.7	132.8	107.4	107.4	107.4	109.4	111.3	111.3
82.5°	226.5	191.4	146.5	109.4	80.1	78.2	80.1	80.1	82.0	84.0	82.0
85°	125.0	105.5	78.2	48.8	43.0	52.7	52.7	52.7	50.7	50.7	48.8
87.5°	39.1	29.3	21.5	5.8	9.7	9.7	13.7	11.8	11.8	13.7	13.7
90°	0.0	0.0	0.0	0.0	0.0	0.0	0.0	0.0	0.0	0.0	0.0



REPORT NUMBER: P227980

CATALOG NUMBER: ISS-AF-1000-LED-E1-T4W

CANDELA DISTRIBUTION (continued):

	115°	117.5°	120°	122.5°	125°	127.5°	130°	135°	145°	155°	165°
0°	726.5	726.5	726.5	726.5	726.5	726.5	726.5	726.5	726.5	726.5	726.5
2.5°	708.9	703.0	708.9	699.1	707.0	699.1	705.0	705.0	703.0	703.0	703.0
5°	685.5	675.7	685.5	679.5	685.5	677.6	683.5	685.5	687.4	693.3	691.3
7.5°	667.9	648.3	669.8	650.3	667.9	650.3	665.9	667.9	673.7	681.5	687.4
10°	660.0	634.6	660.0	636.6	658.1	638.5	658.1	660.0	665.9	675.7	685.5
12.5°	656.1	628.8	656.1	632.7	656.1	636.6	656.1	662.1	665.9	673.7	685.5
15°	652.2	624.9	656.1	630.8	656.1	636.6	658.1	662.1	667.9	675.7	685.5
17.5°	650.3	619.1	652.2	628.8	652.2	632.7	656.1	656.1	664.0	673.7	679.5
20°	642.5	613.2	642.5	619.1	642.5	624.9	644.5	644.5	652.2	656.1	665.9
22.5°	630.8	599.6	626.9	605.4	626.9	609.3	624.9	624.9	630.8	636.6	642.5
25°	613.2	583.9	607.3	587.8	603.4	587.8	599.6	597.6	601.5	605.4	609.3
27.5°	593.6	564.4	583.9	562.4	572.1	556.6	564.4	560.5	562.4	564.4	566.3
30°	572.1	542.9	552.7	533.2	535.1	519.5	523.3	517.5	515.6	513.6	509.7
32.5°	548.7	517.5	517.5	498.0	494.1	480.4	480.4	472.6	466.8	458.9	451.1
35°	519.5	492.1	478.4	462.8	455.0	441.3	439.4	429.6	415.9	402.3	394.4
37.5°	490.2	458.9	439.4	423.8	415.9	406.2	404.3	396.4	380.8	365.2	353.4
40°	451.1	419.8	398.3	392.5	386.7	378.8	380.8	371.0	355.4	337.9	328.1
42.5°	412.0	384.7	367.1	365.2	361.3	359.4	361.3	353.4	335.9	320.3	308.5
45°	378.8	351.5	333.9	331.9	330.0	337.9	339.8	337.9	318.3	302.7	287.0
47.5°	345.7	312.4	300.7	296.9	298.8	310.5	314.5	320.3	302.7	285.1	263.6
50°	306.6	275.4	271.5	267.5	269.4	279.3	289.0	300.7	285.1	259.7	230.5
52.5°	271.5	244.1	246.0	242.1	246.0	253.9	261.7	281.2	261.7	236.3	222.6
55°	244.1	222.6	226.5	222.6	226.5	236.3	242.1	257.8	257.8	252.0	240.2
57.5°	224.5	209.0	212.9	209.0	214.8	222.6	228.5	261.7	281.2	265.6	242.1
60°	212.9	199.2	201.1	197.2	201.1	212.9	224.5	263.6	294.9	263.6	246.0
62.5°	195.3	183.5	181.6	181.6	185.6	205.0	210.9	246.0	290.9	261.7	248.0
65°	183.5	173.8	171.9	169.9	173.8	187.5	193.3	228.5	281.2	248.0	224.5
67.5°	177.7	169.9	166.0	162.0	166.0	177.7	183.5	214.8	265.6	236.3	210.9
70°	171.9	164.1	162.0	158.1	160.1	168.0	175.7	197.2	252.0	222.6	197.2
72.5°	164.1	156.2	154.3	148.4	150.4	158.1	162.0	185.6	234.4	209.0	183.5
73°	162.0	154.3	152.3	146.5	148.4	154.3	158.1	181.6	230.5	207.0	181.6
75°	152.3	144.5	142.6	138.6	140.6	140.6	144.5	166.0	218.7	195.3	169.9
77.5°	134.7	128.9	126.9	123.1	121.1	119.1	125.0	146.5	199.2	175.7	136.7
80°	111.3	105.5	103.5	95.6	95.6	95.6	103.5	125.0	148.4	126.9	105.5
82.5°	82.0	78.2	78.2	72.2	70.3	68.3	74.2	85.9	117.1	99.6	82.0
85°	48.8	46.9	48.8	43.0	44.9	43.0	48.8	60.6	64.4	50.7	39.1
87.5°	11.8	13.7	13.7	13.7	11.8	11.8	9.7	7.8	0.0	0.0	0.0
90°	0.0	0.0	0.0	0.0	0.0	0.0	0.0	0.0	0.0	0.0	0.0

REPORT NUMBER: P227980

CATALOG NUMBER: ISS-AF-1000-LED-E1-T4W

CANDELA DISTRIBUTION (continued):

	175°	180°
0°	726.5	726.5
2.5°	701.0	699.1
5°	691.3	691.3
7.5°	687.4	687.4
10°	689.4	689.4
12.5°	689.4	693.3
15°	695.2	693.3
17.5°	689.4	689.4
20°	673.7	677.6
22.5°	652.2	652.2
25°	617.0	619.1
27.5°	570.2	574.2
30°	511.7	515.6
32.5°	445.3	449.2
35°	392.5	394.4
37.5°	357.3	357.3
40°	328.1	328.1
42.5°	300.7	298.8
45°	273.4	269.4
47.5°	246.0	244.1
50°	222.6	222.6
52.5°	226.5	226.5
55°	244.1	244.1
57.5°	246.0	244.1
60°	267.5	265.6
62.5°	279.3	285.1
65°	244.1	236.3
67.5°	232.4	220.7
70°	209.0	191.4
72.5°	185.6	175.7
73°	179.6	171.9
75°	160.1	156.2
77.5°	121.1	119.1
80°	101.6	99.6
82.5°	68.3	64.4
85°	29.3	27.3
87.5°	0.0	0.0
90°	0.0	0.0

(END OF REPORT)